



**Easy  
access ports  
on the cover**

# 910

## **Simplex Sewage Systems**

Single pump lifting system provides you with an integrated domestic sewage solution.

Suitable for a variety of applications including homes, villas, shopping malls, supermarkets, transit stations, parking lots and other non-automatic sewage discharge places to municipal sewage pipe locations.

- Can be installed in pitless or freestanding environments.
- Multiple inlet options allow inlet pipe connections from multiple directions.
- Access ports on the cover for easy and fast maintenance.
- Clean concise appearance with 90 liter/ 23 gallon capacity makes it ideal for whole home applications.

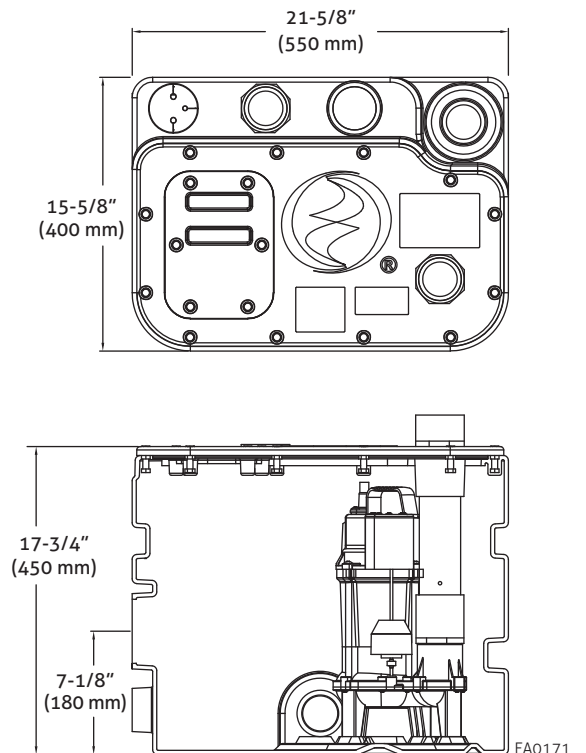
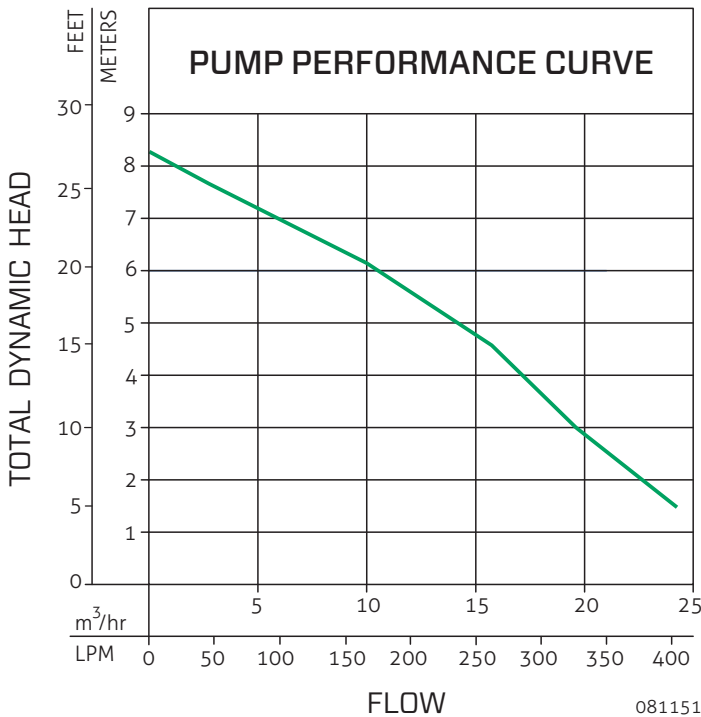



# Product Specifications

- Voltage: 220-240 V / 50 Hz
- Max Operating Temperature: 40° C / 104° F
- Basin volume: 90 liter / 23 gallon
- On point: 241 mm / 9-1/2"
- Off point: 140 mm / 5-1/2"
- HP (W), Amps, Solids Handling:
  - 1.03 kW, 5.2 A, 2"

# Features and Benefits

- Sealed top cover traps odors
- Plastic rib reinforced basin and cover makes it ideal for use in freestanding applications
- Easy to install in narrow spaces
- Anti-flotation basin body design
- Indentations on exterior sidewalls make it convenient to handle
- The sewage lift system is equipped with vibration dampening rubber pads to soften noise and minimize pump movement



Product information presented here reflects conditions at time of publication. Consult factory regarding discrepancies or inconsistencies.