

# Model 119

50 Hz 60 Hz

## Drain Pump

### Features:

- Applications include laundry tray pump, wet bar sink, lavatory, air conditioning condensate or dehumidifier water removal
- No need to destroy concrete floors
- Pumps in any direction, both vertically and horizontally depending on your piping configuration
- Includes an automatic pumps with tank cord seals and all hardware for easy assembly

### Pump Features

- Automatic, float operated mechanical switch
- Cast iron motor housing with rust-resistant, baked-on enamel finish to provide great heat dissipation
- Non clogging vortex impeller passes up to 3/8" (9 mm) spherical solids
- Maximum operating water temperature 104 °F (40 °C)
- 9 ft (3 m) cord and plug

### Basin Features

- Durable ABS tank w/white finish
- Capacity - 1.58 gallons (6 liters)
- 1-1/2" discharge, 1" inlet
- 1-1/2" carbon filter vent (optional Vent)
- Gasket seal for masking odors
- Options : Designed to accept additional bathroom fixtures utilizing the two side inlets. Available for connecting 1" pipe. Simply reverse the pipe adaptor and cut out the molded-in plug at the provided indentation

### Check Valve Features

- "Full Flow" design
- 1-1/2" or 1-1/4" slip x slip union
- PVC construction

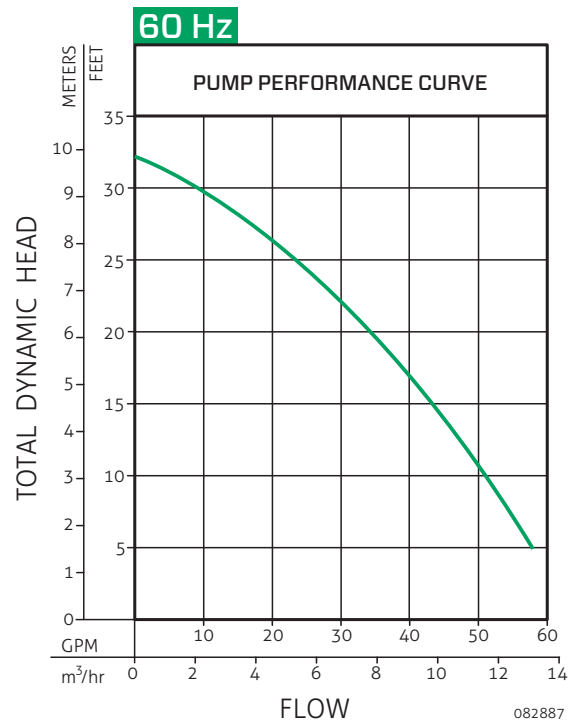
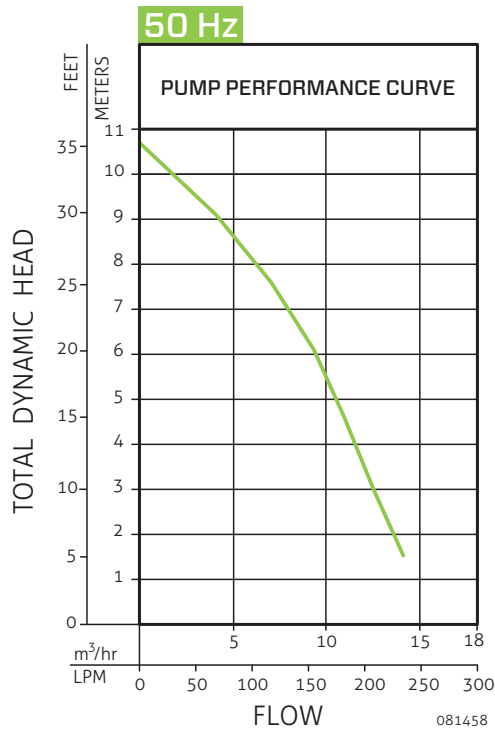
**100% factory tested**



Trusted. Tested. Tough.®



Preassembled System

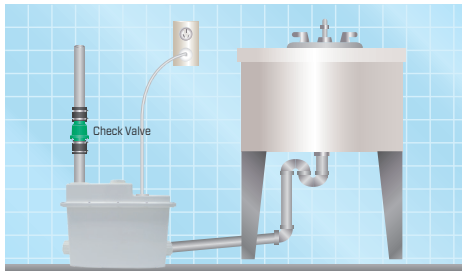


### 50 Hz

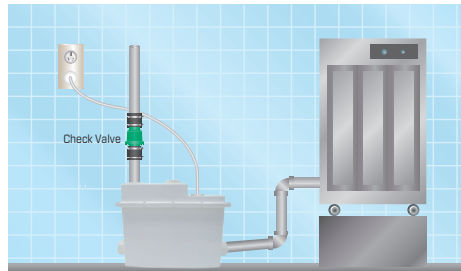
Model	Mode	Volt (V)	Ph Ø	Amps (A)	Motor		Weight	
					kW (p1)	HP	kg	lbs
119-0013	Auto-Vertical	220	1	3.8	0.76	3/4	15.2	33.5

### 60 Hz

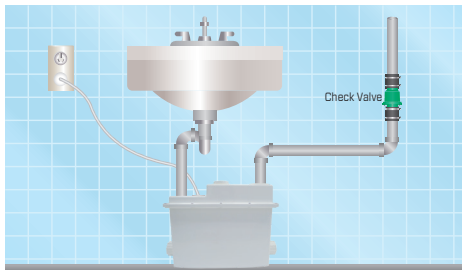
Model	Mode	Volt (V)	Ph Ø	Amps (A)	Motor		Weight	
					HP	kW (p1)	kg	lbs
119-0014	Auto-Vertical	115	1	8.5	3/4	0.81	15.2	33.5
119-0015	Auto-Vertical	220	1	3.6	3/4	0.74	15.2	33.5



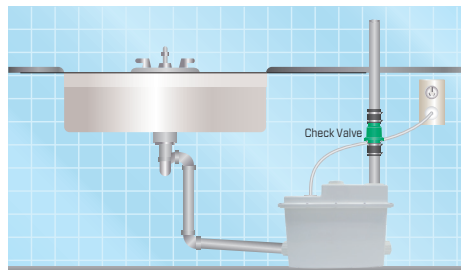
Laundry Tray Pump



Dehumidifier or Air Conditioner

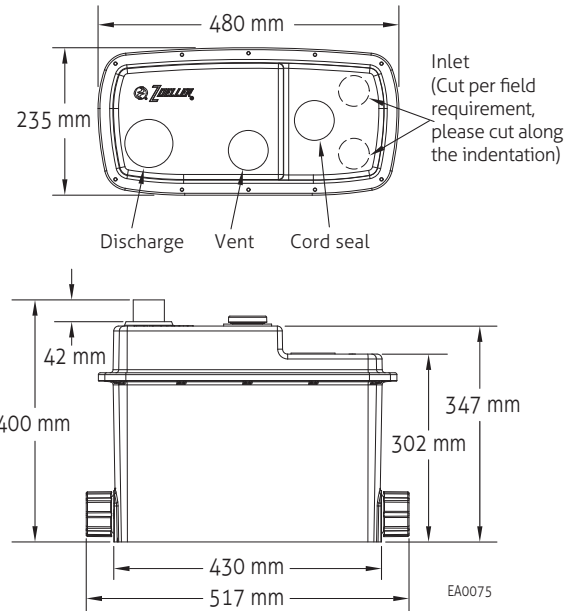


Lavatory Sink



Wet Bar with Sink

EA0070



Product information presented here reflects conditions at time of publication. Consult factory regarding discrepancies or inconsistencies.

